



NATURAL
UNGLAZED



A1 no reacciona al fuego
A1 does not react to fire



<1,25%
máx 2 mm



3<E≤6%



5,2x10-6x C-1



22 a 25N/mm²



<393mm³



7



class 3 a 5
class 3 to 5



class 3
class 3



C



R11



✓



✓



✓



✓



COTTO ROJO 33x33 13x13"



Cotto

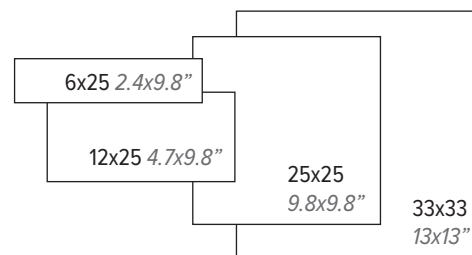
NATURALES
NATURAL TILES

Los colores son indicativos. Colors are just indicative.



6x25 · 12x25 · 25x25 · 33x33 (cm)
2.4x9.8 · 4.7x9.8 · 9.8x9.8 · 13x13 (pulgadas/inches)

Formatos / Sizes



Para información más detallada por formato/color, consultar en la web de la colección.

For more detailed information by format/color, consult the collection's website.

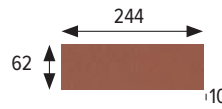
Cotto

PORCELÁNICOS
PORCELAIN TILES

BASES TILES

BASE 6x25* 2.4x9.8" · TILE 6x25* 2.4x9.8"

Rojo	Cod. 903840 ▶ MC427
Blanco	Cod. 903841 ▶ MC427
Gris	Cod. 903842 ▶ MC427



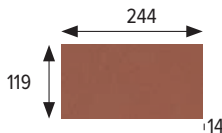
* Se obtiene a partir de base de 12x25 4.7x9.8" premarcada.

* It is obtained from 12x25 4.7x9.8" premarked tile.

62x244x10 mm
2.4x9.6x0.4 "

BASE 12x25 4.7x9.8" · TILE 12x25 4.7x9.8"

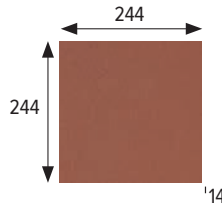
Rojo	Cod. 901583 ▶ MC410
Blanco	Cod. 901587 ▶ MC410
Gris	Cod. 901589 ▶ MC410



119x244x14 mm
4.7x9.6x0.5 "

BASE 25x25 9.8x9.8" · TILE 25x25 9.8x9.8"

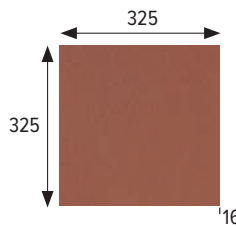
Rojo	Cod. 902635 ▶ MC410
Blanco	Cod. 902675 ▶ MC410
Gris	Cod. 902799 ▶ MC410



244x244x14 mm
9.6x9.6x0.5 "

BASE 33x33 13x13" · TILE 33x33 13x13"

Rojo	Cod. 901547 ▶ MC470
Blanco	Cod. 902683 ▶ MC470
Gris	Cod. 902800 ▶ MC470



325x325x16 mm
12.8x12.8x0.6 "

	Espesor (mm) Thickness (mm)	U.M.*	U.M.		Caja/Box			Palet/Pallet	
			Pzs./Pcs.	Kg.	U.M.	Pzs./Pcs.	Kg.	U.M.	Kg.
Base 6x25 2.4x9.8" (12x25 4.7x9.8" premarcada) Tile 6x25 2.4x9.8" (premarked tile 12x25 4.7x9.8")	10	m ² sqm	62,5	17	0,64	40	10,640	76,8	1276,8
Base 12x25 4.7x9.8" Tile 12x25 4.7x9.8"	14	m ² sqm	32	24,80	0,50	16	12,4	60	1489
Base 25x25 9.8x9.8" Tile 25x25 9.8x9.8"	14	m ² sqm	16	26	1	16	26	60	1560
Base 33x33 13x13" Tile 33x33 13x13"	16	m ² sqm	9	33,2	0,666	6	22,1	42,624	1416

* Unidad de Medida. Los artículos medidos en m² o ml se sirven contando la junta normal entre piezas.

* Unit of Measure. Items measured in sqm or lm are delivered assuming average joint between pieces.

ROJO

BLANCO

GRIS



COTTO BLANCO 33-33 13x13"

Escaleras Steps

Peldaño redondeado 25 · Rounded stair-tread 25

Rojo	Cod. 902636	▶ PZ185
Blanco	Cod. 902676	▶ PZ185
Gris	Cod. 902802	▶ PZ185



244x330x18 mm

Peldaño redondeado 33 · Rounded stair-tread 33

Rojo	Cod. 902697	▶ PZ250
Blanco	Cod. 902684	▶ PZ250
Gris	Cod. 902801	▶ PZ250



330x330x18 mm

Esquina redondeada · Rounded stair-tread corner

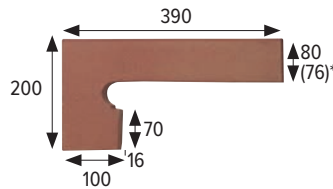
Rojo	Cod. 902638	▶ PZ480
Blanco	Cod. 902678	▶ PZ480
Gris	Cod. 902803	▶ PZ480



330x330x53x18 mm

Zanquín redondeado izda. · Rounded string left side

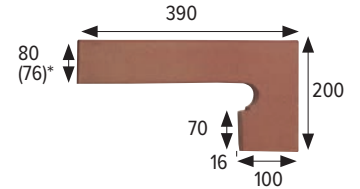
Rojo	Cod. 902648	▶ PZ120
Blanco	Cod. 902679	▶ PZ120
Gris	Cod. 902804	▶ PZ120



390x80/200x100x16 mm

Zanquín redondeado dcha. · Rounded string right side

Rojo	Cod. 902649	▶ PZ120
Blanco	Cod. 902680	▶ PZ120
Gris	Cod. 902805	▶ PZ120



390x80/200x100x16 mm

Rodapié 25 · Skirting board 25


Rojo	Cod. 902637	▶ ML120
Blanco	Cod. 902677	▶ ML120
Gris	Cod. 902807	▶ ML120



244x80(76)x14 mm

Rodapié 33 · Skirting board 33

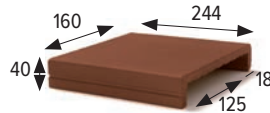
Rojo	Cod. 902698	▶ ML155
Blanco	Cod. 902685	▶ ML155
Gris	Cod. 902806	▶ ML155



325x80(76)x16 mm

Pasamanos int. 12,5 · Handrail int. 12,5

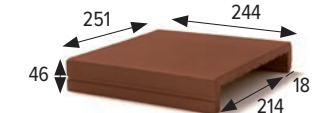
Rojo	Cod. 902742	▶ PZ145
Blanco	Cod. 902743	▶ PZ145
Gris	Cod. 902809	▶ PZ145



244x160x40x18 mm

Pasamanos int. 21,5 · Handrail int. 21,5

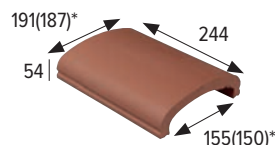
Rojo	Cod. 902745	▶ PZ180
Blanco	Cod. 902746	▶ PZ180
Gris	Cod. 902810	▶ PZ180



244x251x46x18 mm

Pasamanos redondeado · Handrail


Rojo	Cod. 902699	▶ PZ175
Blanco	Cod. 902681	▶ PZ175
Gris	Cod. 902808	▶ PZ175



244x191(187)x54 mm

Ángulo desigual · Unequal edge

Rojo	Cod. 901590	▶ PZ115
Blanco	Cod. 901591	▶ PZ115
Gris	Cod. 901592	▶ PZ115



244x129(127)x60x14 mm

(*) Entre paréntesis las medidas especiales del color Rojo.
(*) In brackets special sizes for Rojo color.

ROJO


BLANCO

GRIS

Piscinas Swimming pools

Remate · Edge


Blanco	Cod. 902767 ▶ PZ335
Gris	Cod. 902811 ▶ PZ335



325x270x55x19 mm

Borde desbordante · Overflowing edge


Blanco	Cod. 902794 ▶ PZ225
Gris	Cod. 901985 ▶ PZ225



325x330x26/22 mm

Esq. int. borde desbordante · Overflowing internal edge


Blanco	Cod. 901936 ▶ JG395
Gris	Cod. 901941 ▶ JG395



330x444x119x26 mm

Esq. ext. borde desbordante · Overflowing external edge


Blanco	Cod. 901937 ▶ JG395
Gris	Cod. 901942 ▶ JG395



330x353x26x22 mm

Rejilla monocompact ranurada · Monocompact grooved grid**


Blanco	Cod. 902973 ▶ PZ645
Gris	Cod. 902974 ▶ PZ645



325x244x25 mm

Esquina rejilla · Corner grid**


Blanco	Cod. 901490 ▶ JG750
Gris	Cod. 901491 ▶ JG750



325x244x25x80 mm

Canaleta* · Overflow channel

Blanco	Cod. 901869 ▶ PZ250
Gris	Cod. 901889 ▶ PZ250



325x325x30 mm

** En rejillas los agujeros siempre deben ir perpendiculares al vaso para una mayor resistencia, con canal de 250 mm de ancho.

** Install the grids with the holes always perpendicular to the pool vessel to get a greater resistance, with a channel 250 mm wide.

* Disponible Canaleta con desagüe.

* Overflow channel with drainage available.

	Espesor (mm) Thickness (mm)	U.M.*	U.M.		Caja/Box			Palet/Pallet	
			Pzs./Pcs.	Kg.	U.M.	Pzs./Pcs.	Kg.	U.M.	Kg.
Peldaño redondeado 25 Rounded stair-tread 25	18	Pz. Pc.	1	3,4	6	6	20,4	324	1102
Peldaño redondeado 33 Rounded stair-tread 33	18	Pz. Pc.	1	4,4	6	6	26,4	216	950,4
Esquina redondeada Rounded stair-tread corner	18	Pz. Pc.	1	6	2	2	12	60	360
Zanquín Ref. 24 izda. String left	16	Pz. Pc.	1	1,3	10	10	13	300	390
Zanquín Ref. 24 dcha. String right	16	Pz. Pc.	1	1,3	10	10	13	300	390
Rodapié 25 Skirting board 25	14	ml lm	4	2,3	11,25	45	26	450	1038
Rodapié 33 Skirting board 33	16	ml lm	4	2,3*	12*	48*	27,7*	480*	1108*
Rodapié 33 Skirting board 33	16	ml lm	3	2,3	8	24	18	576	1296
Pasamanos 12,5 Handrail 12,5	18	Pz. Pc.	1	1,9	11	11	20,9	396	752
Pasamanos 21,5 Handrail 21,5	18	Pz. Pc.	1	2,6	5	5	13,2	300	804
Pasamanos 21,5 Handrail 21,5	18	Pz. Pc.	1	2,6*	5	7*	18,55*	420*	1113*
Pasamanos redondeado Handrail	-	Pz. Pc.	1	2,35	6	6	14,10	240	564
Ángulo desigual Unequal edge	14	Pz. Pc.	1	1,2	12	12	14,6	720	876
Remate Edge	19	Pz. Pc.	1	4,95	4	4	19,8	168	831
Borde desbordante Overflowing edge	22-26	Pz. Pc.	1	5	4	4	20	128	640
Esq. int. borde desbordante Overflowing internal edge	26	Jg. Set	2	8	2	4	16	-	-
Esq. ext. borde desbordante Overflowing external edge	22	Jg. Set	2	5,4	2	4	10,8	-	-
Rejilla cerámica monocompact Monocompact ceramic grid	25	Pz. Pc.	1	3,58	6	6	21,5	378	-
Esquina rejilla Corner grid	25	Set Set	2	4,69	3	6	14,07	-	-
Canaleta Overflow channel	30	Pz. Pc.	1	4,43	3	3	13,3	99	438,6

• Embalaje especial color Rojo.
• Special packing Rojo color.

Anchura recomendada de la junta de colocación: 6-8 mm
Recommended joint width 6-8 mm